
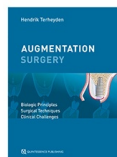
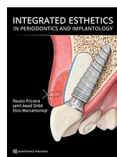




30% off
for all
registered
ITI members



Artikelnr.: 21911
Erschienen: November 2020

Al-Faraje: Clinical Anatomy...	138,00 €
Buser: 30 Years of Guided Bone...	104,00 €
Fehmer: QDT 2023	118,00 €
Huff/Benting: Art of Complete Denture...	96,00 €
Sailer/Fehmer/Pjetursson: Fixed Restorations	224,00 €
Sarver: Dentofacial Esthetics	188,00 €
Urban: Vertical and Horizontal Ridge...	152,00 €
Wolfart: Implant Prosthodontics	80,00 €
Frizzera/Shibli/Marcantonio Jr: Integrated Esthetics in...	160,00 €
Terheyden: Augmentation Surgery	152,00 €
Beumer III et al: Fundamentals of Implant Dentistry Vol 1	118,00 €

ITI-Mitglieder mit Lieferland Indien senden ihre Bestellungen unter Angabe der gewünschten Bücher und Liefer- bzw. falls abweichend Rechnungsadresse bitte an folgende E-Mail Adresse:
books@quintessenz.de

Änderungen vorbehalten!

Quintessenz Verlags-GmbH

📍 Ifenpfad 2-4
12107 Berlin
Deutschland

📞 +49 (0) 30 / 76180-5

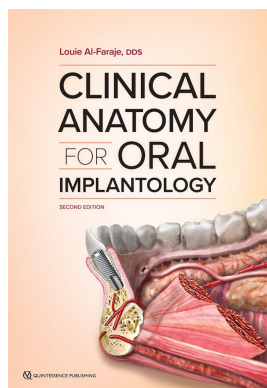
📠 +49 (0) 30 / 76180-680

✉ info@quintessenz.de

Buch-Information

Titel: ITI Special Books Offer

Kurztext:



Louie Al-Faraje


Clinical Anatomy for Oral Implantology

Anatomical knowledge is vital not only for the safe and successful execution of surgical procedures, but also as the basis for accurate diagnosis and treatment planning. This in-depth anatomical text is designed with the practicing implantologist in mind, and it has been revitalized to have the utmost relevance to the clinical reality of oral implantology today. Impeccable full-page illustrations demonstrate a detailed view of each anatomical area, and clinical photography, radiographs, CBCT scans, and cadaver specimens provide a complete picture of what the clinician can expect to encounter. As with the previous edition, the aim of this book has been to present the necessary anatomical material in a readable and interesting form, and every effort

has been made to sequence the information in a logical manner. This book is a must-have for any implant surgeon.

2nd Edition 2021; Hardcover 22,2 x 30,3 cm; 320 pp; 565 illus.

ISBN 978-1-64724-038-7; Title-No.: 23481; Price for ITI members €138



Daniel Buser (Ed.)

30 Years of Guided Bone Regeneration

With each passing decade, more research is done on GBR, and more surgeons begin adopting this practice with incredible results. Prof Daniel Buser has assembled a team of the top names in implant surgery to put together a comprehensive guide on the materials, indications, techniques, timing, and results of GBR. The book begins with the science of bone regeneration, describing how bone and soft tissue will react and behave under different circumstances, before delving into the different methods and uses of GBR based on the presenting scenario. How to properly time and stage grafting, implant, and prosthetic therapy is a major focus. Case examples are presented documenting each patient's bone

regeneration from start to finish, frequently with long-term follow-ups of 10 years or more. Emphasis is given to incision technique and flap design; the selection, handling, and placement of barrier membranes; the combination of membranes with autogenous bone grafts and low-substitution bone fillers; and aspects of wound closure. This book offers solutions for those who want to begin providing implants to a wider range of patients, for GBR veterans who want to refine their skills and practice more advanced techniques, and for implant surgeons who want to keep up to date with the most current research and technology in GBR.

3rd Edition 2022; Hardcover 21,6 x 28 cm; 352 pp; 1,040 illus.

ISBN 978-0-86715-803-8; Title-No.: 23171; Price for ITI members €104

Vincent Fehmer (Ed.)

Quintessence of Dental Technology 2023


QDT 2023 is the inaugural issue under editor-in-chief Vincent Fehmer, MDT. Under his editorship, QDT maintains its signature look but with a more fluid design, larger images, more international authors, and a new vision—the feasibility of the presented work and its actual application to daily practice. All patients deserve a beautiful outcome no matter their circumstances, and advancements in digital technology, workflows, and highly esthetic dental materials continue to



as well as approaches to achieve the proper transparency levels, among other topics. Up your game with this volume of QDT.

bring this dream closer to reality. Highlights of this year's issue therefore include laboratory generated digital concepts in modern dental communication, facially driven planning and rehabilitation, interdisciplinary treatments using digital tools, anterior esthetics, ensure excellent tooth preparation, and

1st Edition 2023; Hardcover 21.6 x 27.9 cm; 256 pp; 765 illus.; ISBN 978-1-64724-143-8; Title-No.: 24091; Price for ITI members €118



Kevin D. Huff / Douglas Bunting

The Art of Complete Denture Therapy for the General Practitioner

In dentistry today, heavy focus is given to learning the techniques of fixed or implant-supported restorations at the expense of learning how to make removable dentures. As a result,

many talented clinicians lack the training and experience necessary to provide functional and dependable complete denture therapy to their patients, even when this could be the best treatment option for certain patients. This book seeks to solve that problem, taking the reader step by step through the process of fabricating removable complete dentures from the very first appointment through impressions, delivery, and maintenance. Sections alternate between clinical and laboratory steps (color coded for quick reference), and technical aspects of denture making, such as master cast fabrication and baseplate and occlusal rim formation, are covered in detail for clinicians who choose to perform them in-house rather than outsourcing to a laboratory. With sections devoted to jaw and occlusion evaluation, how to determine the appropriate occlusal scheme, and more, the book seeks to empower clinicians to improve their patients' quality of life. Focus is also given to delivery and subsequent adjustment, followed by maintenance of existing dentures and determining when a new denture is needed. From start to finish, this book supplies everything you need to provide functional and esthetic dentures for your patients.

1st Edition 2022; Hardcover 21,6 x 28 cm; 216 pp; 451 illus.

ISBN 978-0-86715-967-7; Title-No.: 23821; Price for ITI members €96




Irena Sailer / Vincent Fehmer / Bjarni E. Pjetursson
Fixed Restorations: A Clinical Guide to the Selection of Materials and Fabrication Technology

In Fixed restorations: a clinical guide to the selection of materials and fabrication technology, the authors Irena Sailer, Vincent Fehmer, and Bjarni Pjetursson have created a timely and comprehensive guide to modern reconstructive dentistry. The book is divided into four parts: basic information regarding materials and production processes, step-by-step clinical procedures with extensive case presentations, long-term outcomes, and management of complications. With over 2000 clinical images and diagrams, backed up with the scientific evidence for recommendations, the best practice for tooth- and implant-supported fixed restorations is clearly

described. The vast clinical and technical knowledge and experience of the authors has resulted in a unique textbook that will aid in decision making regarding material selection and procedures for all patients in need of fixed restorations.

1st Edition 2021; Hardcover 23.5 x 30.5 cm; 744 pp; 2,750 illus.

ISBN 978-1-78698-027-4; Title-No.: 21321; Price for ITI members €224



David M. Sarver


Dentofacial Esthetics: From Macro to Micro

Orthodontic treatment generally aims to improve the occlusion and smile esthetics of the patient. But the patient's overall facial appearance determines how they look to others, not just their smile. This book dives deep into dentofacial esthetics and teaches you how to evaluate each patient who walks through your door from the macro to the micro, focusing first on the big picture and then working your way to the minute details in order to treatment plan for the best possible outcome. The author's mantra is that "If you don't see it, you won't treat it," so his goal is to educate dentists and orthodontists about what they should be seeing in order to yield maximally esthetic outcomes, taking into consideration

concepts like esthetic balance and smile projection. This book will teach you to see the face and dentition in a different way, guiding you to understand what the problems are, how to think your way through them and put them in a perspective so that you and the patient can agree on the focus of treatment, and then how to choose the most appropriate and effective treatment methods. An invaluable resource for any orthodontist or esthetic dentist.

1st Edition 2022; Hardcover 22.2 x 30.3 cm; 512 pp; 2,500 illus.

ISBN 978-0-86715-888-5; Title-No.: 22911; Price for ITI members €188



Istvan Urban


Vertical and Horizontal Ridge Augmentation

This book expertly describes the key features of vertical and horizontal ridge augmentation, such as the surgical anatomy of the floor of the mouth, papilla reconstruction, the modified lingual flap and the preservation of the mental nerve during flap advancement, growth factor applications used in conjunction with perforated membranes, managing complications of membrane exposure and graft infections, and a step-by-step description of complete reconstruction of the severely resorbed maxillary ridge using GBR with simultaneous sinus augmentation. Almost all cases described include a retrospective section with suggestions on what could have been done differently to achieve even better

results, making this book a frank, ambitious, and immensely informative text on the clinical practice of ridge augmentation with GBR.

1st Edition 2017; Hardcover 21 x 28 cm; 400 pp; 1,252 illus.

ISBN 978-1-78698-000-7; Title-No.: 20111; Price for ITI members €152



Stefan Wolfart

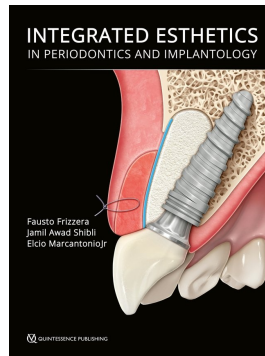
Implant Prosthodontics: A Patient-Oriented Strategy: Planning | Treatment Procedures | Longevity | Esthetics | Function | Dental Technology

Written by a team of renowned authors, this book provides a comprehensive and systematic discussion of implant-supported prosthetic rehabilitation—the ultimate goal of almost all dental implant surgeries. The authors focus on the essential principles of problem-centered design of the prosthesis. With more than 2,000 illustrations and a full complement of treatment algorithms for various clinical situations, it offers coherent, evidence-based strategies for prosthetically driven implant surgery and custom esthetic

restorative techniques in a step-by-step manner, from initial planning through prosthetic delivery and follow-up. In addition, because high-quality implant dentistry and implant prosthodontics are possible only with a treatment team that works well together, key aspects of interactions between the implant surgeon and the prosthodontist, the prosthodontist and the dental technician, and the patient and the treatment team are discussed in detail. This book is a must for all clinicians involved in implant restoration and is destined to become a standard reference work.

1st Edition 2016; Hardcover 24 x 30,4 cm; 728 pp; 2,163 illus.

ISBN 978-1-85097-282-2; Title-No.: 18831; Price for ITI members €80



Fausto Frizzera / Jamil Awad Shibli / Elcio Marcantonio Jr (Eds.)

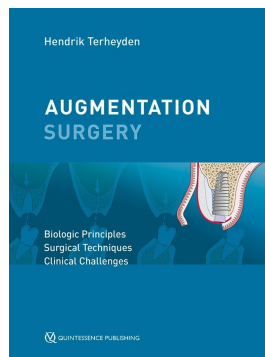
Integrated Esthetics in Periodontics and Implantology

Many books include an inherent bias: The authors specialize in a certain beloved technique and attempt to apply this technique to multiple clinical situations while glorifying the successes and dismissing the failures. Or a book is written by researchers so wrapped up in science and academia that they forget what it really means to run a dental practice and deal with patients on a day-to-day basis. This book is different. The authors have many decades of both academic and clinical experience and have set out to produce a clear, impartial, and rational text to address new concepts and techniques that affect daily clinical practice. Treatments (including their

limitations) are described, including many controversial techniques and clinical issues not previously described in the literature. The chapter layout is presented logically and in sequence to address the different specialties in an organized and contextualized way. A comprehensive background is provided to allow readers to determine for themselves – rather than be told – how to best develop a sound clinical work.

1st Edition 2022; Hardcover 22.2 x 31 cm; 464 pp; 3,063 illus.

ISBN 978-1-78698-098-4; Title-No.: 22381; Price for ITI members €160



Hendrik Terheyden


Augmentation Surgery: Biologic Principles | Surgical Techniques | Clinical Challenges

Bone and soft tissue augmentation of the alveolar ridge is fairly unique in medicine, because true biologic regeneration of lost alveolar bone is achievable. With this book, the author makes a fine contribution to knowledge management and clinical judgment in this dynamic field. The book begins with the basics of jaw atrophy, biology of bone regeneration, and wound healing, as well as grafts and materials. Subsequent chapters cover standard augmentation techniques such as bone grafting and soft tissue management, fully explaining available augmentation techniques for even the most demanding surgeons. The final third of the book is dedicated

to a clinical decision-making scheme for different situations, challenges in the esthetic region, posterior jaws, and fully edentulous ridges. The chapters are supplemented with step-by-step clinical cases that illustrate the respective topic in a clear and comprehensible way. The book aims to introduce general dentists to the field of bone and soft tissue augmentation. It also offers more experienced colleagues, including oral and maxillofacial surgeons, many practical tips, particularly with regard to complication management.

1st Edition 2022; Hardcover 21 x 28 cm; 408 pp; 1,383 illus.

ISBN 978-1-78698-113-4; Title-No.: 22581; Price for ITI members €152



John Beumer III / Robert F. Faulkner / Kumar C. Shah / Benjamin M. Wu (Eds.)

Fundamentals of Implant Dentistry: Volume 1: Prosthodontic Principles

This book has it all, and can truly be considered the definitive implant prosthodontic textbook. Like its predecessor, it functions as both a textbook for students and a dental reference for practitioners. The authors aim to provide a prosthodontic perspective to the various aspects of implant treatment, from the biologic mechanisms of osseointegration to implant design and configuration, to maintenance and management of complications. Organized into four sections, the book systematically takes the reader through the

foundational principles of implant dentistry, to evaluation and restoration through a variety of clinical situations, and into more specialized topics and treatment scenarios. In addition, a downloadable illustrated glossary is available for easy reference. Emerging digital technologies and materials used to design and fabricate implant prostheses are an important focus, as are implant positioning, angulation, and spacing for each situation. Designs of implant-assisted overdentures are described in detail as well as the various bone and soft tissue enhancement procedures currently in use, particularly in patients with unfavorable periodontal biotypes. The book also focuses on the importance of interdisciplinary treatment in providing safe and effective results, making it a must-have to complete any dental library.

2nd Edition 2022; Hardcover 21.6 x 28 cm; 624 pp; 2,500 illus.

ISBN 978-0-86715-952-3; Title-No.: 23131; Price for ITI members €118

Endodontics | Implantology | Periodontics | Oral Surgery | Orthodontics | Esthetics

Fachgebiet(e): Implantologie, Parodontologie, Oralchirurgie, Ästhetische Zahnheilkunde