





Auflage: 1. Auflage 2022  
Seiten:: 120  
Abbildungen: 160  
Einband: Softcover; 30 x 22 cm; spiral bound  
ISBN: 978-1-64724-044-8  
Artikelnr.: 7726  
Erschienen: Januar 2022

Preis £36.00  
Änderungen vorbehalten!

**Quintessence Publishing Company, Ltd.**

 Grafton Road  
KT3 3AB New Malden, Surrey  
Vereinigtes Königreich von Großbritannien und  
Nordirland  
 +44 (0)20 8949 6087  
 +44 (0)20 8336 1484  
 [info@quintpub.co.uk](mailto:info@quintpub.co.uk)  
 <https://www.quintessence-publishing.com/gbr/en>

## Buch-Information

**Autoren:** Hanan Elgendy

**Titel:** How to Draw Teeth and Why it Matters

**Kurztext:**

Understanding tooth morphology and anatomical form is crucial to being a good dentist, to ensure both function and esthetics. Dr Elgendy contends that the ability to draw an accurate outline of a tooth is a good indication that a student has clearly seen and understood its external morphology. After all, learning to draw the fine details of the tooth is really learning to see them in the first place. For this reason, the author created this book to guide dental students to seeing and reproducing tooth morphology. The workbook begins with the basics of drawing and quickly shifts to the details of each tooth and how to tackle its morphology. Practice pages are included for each tooth, with extra pages at the end for further practice. Part art book and part workbook, this beautiful publication will inspire students and dentists alike to better see, and therefore capture what they see in their restorations.

**Contents**

Chapter 1. Introduction to Drawing: A Path to Creativity  
Chapter 2. Drawing with Measurements  
Chapter 3. Freehand Drawing

**Fachgebiet(e):** Zahnheilkunde allgemein, Literatur fürs Studium